




# Delivering and accessing teaching to the Hearing Impaired





# Access at home...

Are you able to sit across from the child and sign?

If they have not understood contact their teacher to ask what they may be missing

Contact their Teacher of the Deaf or Specialist HLTA to find out what you can do together to plug gaps in language

Do they have an additional listening device? Use this for IT access, it can be used as a headphone substitute

What pictures can you find to support new language?

Ensure your home learner is seated with lighting away from their face and the screen

Can you add captions to anything they are watching at home? The HI service can provide support with this

Make sure the learners whole face can be seen by the ToD/ Specialist HLTA

Ensure the session is free from distraction

Please ensure everyone is appropriately clothed

# Online sessions school tips:



Check sources of light and that the listener can see your face  
School to provide copies that can be printed to re-cover at home

Short sessions 30-40 minutes maximum

Can you use captions for strong readers?

Are you able to split the screen and include a signer?

Clear backgrounds

Does the child need regular check ins using sign support to ensure they have understood tasks set?

Short activities to avoid cognitive overload

Work needs to be steady not overwhelming

Images should be used wherever possible to reinforce ideas



# Further Information:

<https://www.ndcs.org.uk/blog/deaf-friendly-remote-learning-a-checklist-for-teachers/>

<https://www.ndcs.org.uk/information-and-support/parenting-and-family-life/parenting-a-deaf-child/top-tips-for-learning-at-home-with-your-child/>